

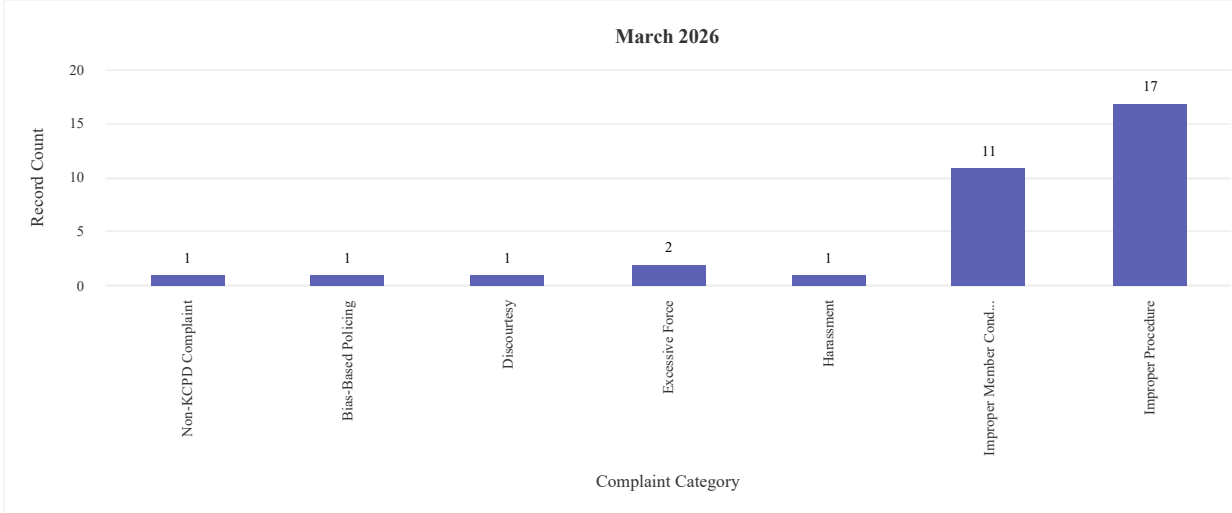
Office of Community Complaints Monthly Report

Office of Community Complaints - All Complaints Received

Received in March 2026/2025

Complaint Category	March 2026	March 2025	Monthly Difference	YTD 2026	YTD 2025	YTD Difference
Non-KCPD Complaint	1	6	-5	4	13	-9
Bias-Based Policing	1	0	1	3	1	2
Discourtesy	1	2	-1	2	6	-4
Excessive Force	2	1	1	6	6	0
Harassment	1	3	-2	4	12	-8
Improper Member Conduct	11	9	2	24	17	7
Improper Procedure	17	8	9	40	33	7
	34	29	5	83	88	-5

Complaints Received



Complaints Distributed Between OCC and IAU

Three Month Trend Current Year

Report Date	Number Of Complaints Received By OCC	Number Of Complaints Forwarded To IAU	% Of Complaints Forwarded To IAU	Number Of Complaints Handled As NICs By OCC	% Of Complaints Handled As NICs By OCC
1/2026	28	9	32.1	19	67.9
2/2026	21	5	23.8	16	76.2
3/2026	34	12	35.3	22	64.7
	83	26		57	

Complaints Distributed Between OCC and IAU

Three Month Trend Previous Year

Report Date	Number Of Complaints Received By OCC	Number Of Complaints Forwarded To IAU	% Of Complaints Forwarded To IAU	Number Of Complaints Handled As NICs By OCC	% Of Complaints Handled As NICs By OCC
1/2025	28	8	28.6	20	71.4
2/2025	31	10	32.3	21	67.7
3/2025	29	9	31.0	20	69.0
	88	27		61	

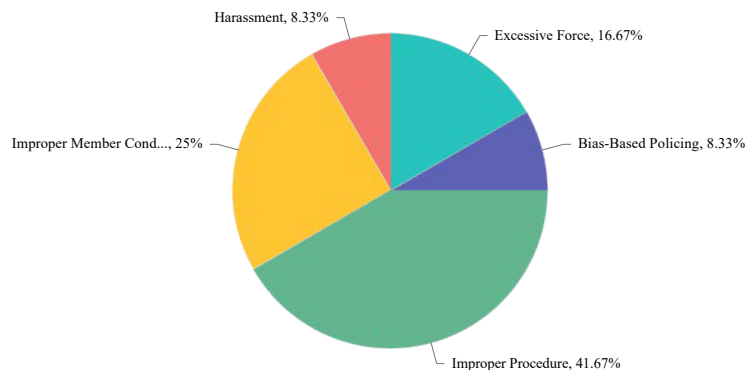
Complaints Sent to IAU

March 2026/2025

Complaint Category	March 2026	March 2025	Monthly Difference	YTD 2026	YTD 2025	YTD Difference
Bias-Based Policing	1	0	1	3	1	2
Discourtesy	0	1	-1	0	2	-2
Excessive Force	2	1	1	4	5	-1
Harassment	1	1	0	1	3	-2
Improper Member Conduct	3	5	-2	11	9	2
Improper Procedure	5	1	4	7	7	0
	12	9	3	26	27	-1

Complaints Sent to IAU

March 2026



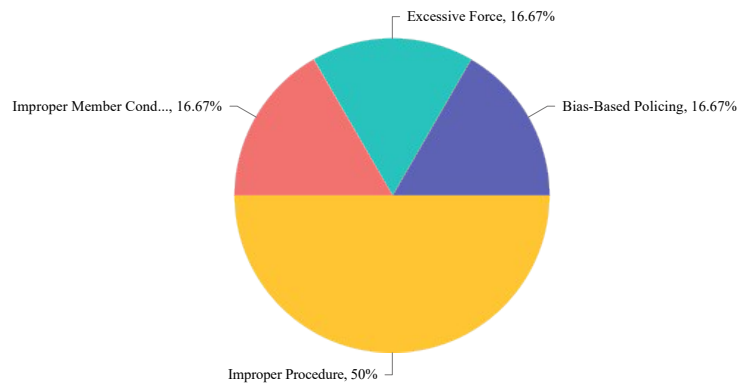
Resolved Complaints Investigated by IAU

March 2026

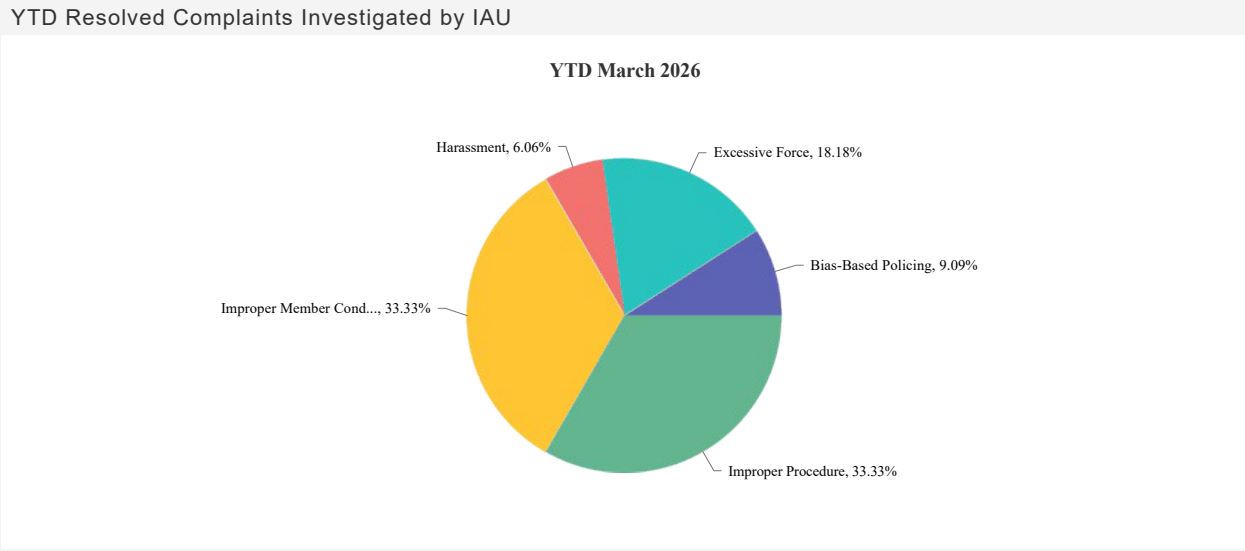
Complaint Category	Withdrawn	Non Cooperation	Closed	Resolved W/O Investigation	Exonerated	Not Sustained	Sustained	Total
Bias-Based Policing	0	1	0	0	0	0	0	1
Excessive Force	0	1	0	0	0	0	0	1
Improper Member Conduct	0	0	0	0	0	1	0	1
Improper Procedure	1	0	0	0	2	0	0	3
	1	2	0	0	2	1	0	6

Resolved Complaints Investigated by IAU

March 2026



YTD Resolved Complaints Investigated by IAU								
YTD March 2026								
Complaint Category	Withdrawn	Non Cooperation	Closed	Resolved W/O Investigation	Exonerated	Not Sustained	Sustained	Total
Bias-Based Policing	0	1	1	0	1	0	0	3
Excessive Force	0	1	0	0	1	4	0	6
Harassment	0	1	0	0	0	1	0	2
Improper Member Conduct	0	1	2	0	4	4	0	11
Improper Procedure	1	0	5	0	3	2	0	11
	1	4	8	0	9	11	0	33



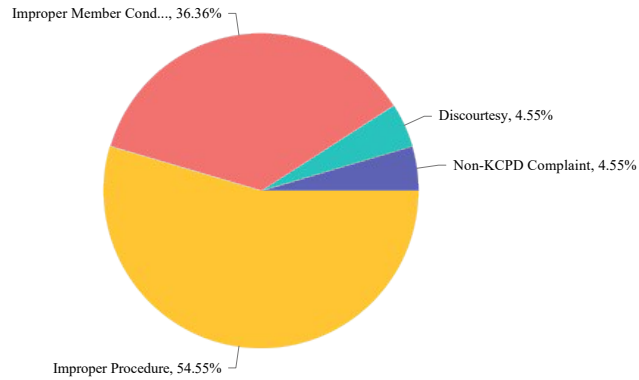
NIC Complaints Received

March 2026/2025

Complaint Category	March 2026	March 2025	Monthly Difference	YTD 2026	YTD 2025	YTD Difference
Non-KCPD Complaint	1	6	-5	4	13	-9
Discourtesy	1	1	0	2	4	-2
Excessive Force	0	0	0	2	1	1
Harassment	0	2	-2	3	9	-6
Improper Member Conduct	8	4	4	13	8	5
Improper Procedure	12	7	5	33	26	7
	22	20	2	57	61	-4

NIC Complaints Received

March 2026



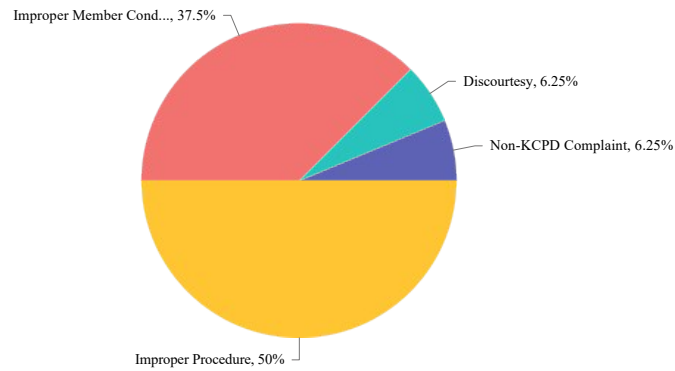
Resolved NIC Complaints

March 2026

Complaint Category	Withdrawn	Non Cooperation	Closed	Resolved W/O Investigation	Total
Non-KCPD Complaint	0	0	1	0	1
Discourtesy	0	0	0	1	1
Improper Member Conduct	0	2	3	1	6
Improper Procedure	1	2	2	3	8
	1	4	6	5	16

Resolved NIC Complaints

March 2026



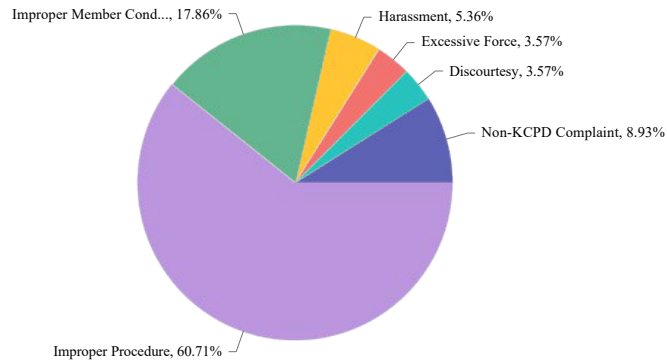
YTD Resolved NIC Complaints

YTD March 2026

Complaint Category	Withdrawn	Non Cooperation	Closed	Resolved W/O Investigation	Total
Non-KCPD Complaint	0	0	5	0	5
Discourtesy	0	0	0	2	2
Excessive Force	0	0	2	0	2
Harassment	0	0	3	0	3
Improper Member Conduct	0	2	6	2	10
Improper Procedure	1	4	14	15	34
	1	6	30	19	56

YTD Resolved NIC Complaints

YTD March 2026



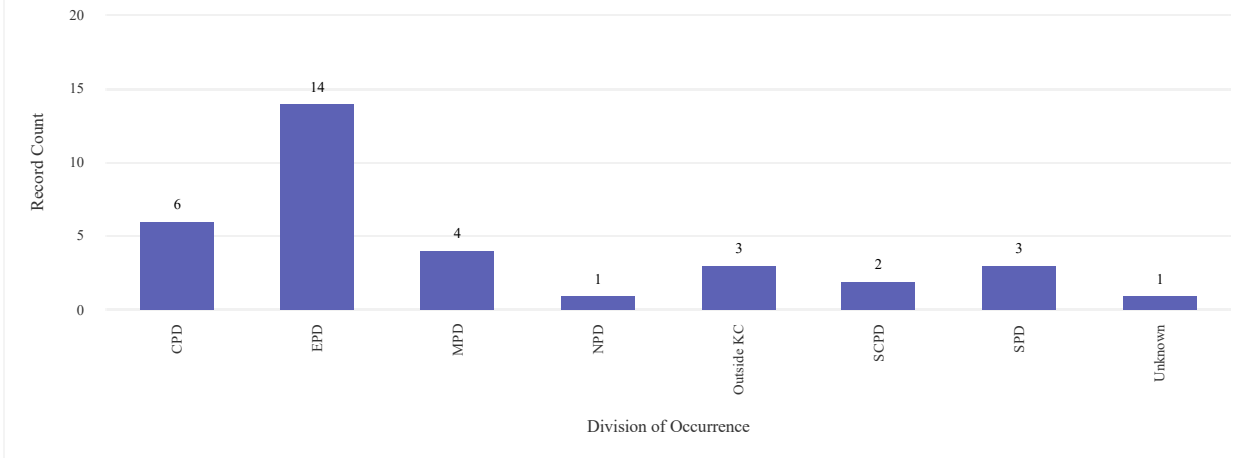
Complaints by Division of Occurrence

March 2026

Division Of Occurrence	Record Count
CPD	6
EPD	14
MPD	4
NPD	1
Outside KC	3
SCPD	2
SPD	3
Unknown	1
	34

Complaints by Division of Occurrence

March 2026



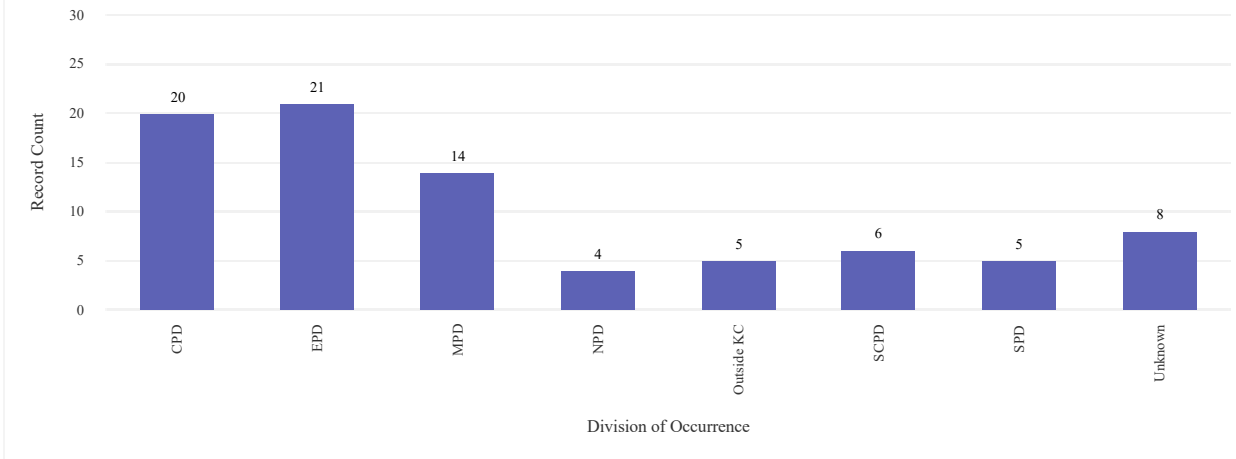
YTD Complaints by Division of Occurrence

YTD March 2026

Division Of Occurrence	Record Count
CPD	20
EPD	21
MPD	14
NPD	4
Outside KC	5
SCPD	6
SPD	5
Unknown	8
	83

YTD Complaints by Division of Occurrence

YTD March 2026



Complaints Filed by Location

March 2026

Location Filed	IAU Investigation	Non-Investigation	Total By Location Filed
EPD	0	3	3
HQ	0	1	1
MPD	0	2	2
OCC	6	5	11
Website	6	11	17
	12	22	34

YTD Complaints Filed by Location

YTD March 2026

Location Filed	IAU Investigation	Non-Investigation	Total By Location Filed
E-Mail	1	2	3
EPD	0	4	4
HQ	0	4	4
Mail-In	0	3	3
MPD	0	2	2
OCC	9	7	16
Website	16	35	51
	26	57	83